



**PALO VERDE**

**Unified School District**

*"Improving Learning...Together"*

# Public Schools Funding

-Our Mission-

The Palo Verde Unified School District is committed to high quality education that ensures all students will become productive members of an increasingly diverse and technological society. We will encourage and nurture home, school and community cooperation. We will provide a safe, clean, positive environment. We will use a variety of strategies to promote student learning.

"IMPROVING LEARNING.....TOGETHER"



**Be Safe - Be Respectful - Be Responsible**



PALO VERDE

Unified School District

*"Improving Learning...Together"*

# Summary of Presentation

- Basics of California School Finance
- Our Focus on Students
- Who Are Our Students
- How California Pays for Its Public Schools
- How We Get Our Money
- How We Spend Our Money
- First Interim Financial Data
- Behind the Scenes





**PALO VERDE**

**Unified School District**

*"Improving Learning...Together"*

# Who Are We

## **Palo Verde Unified School District**

...located in the California desert, with equal access to the mountains, ocean and popular Palm Springs & Los Angeles

## **Our District Goal**

The Palo Verde Unified School district's goal is to provide an atmosphere of care and concern, an opportunity for every student to recognize and fully develop his/her particular academic, technical, vocational, physical and social skills. Palo Verde Unified School District's students graduate prepared to succeed in tomorrow's world.

The Palo Verde Unified School District is a small urban district offering instruction to students from kindergarten through twelfth grade, including adult education. The District operates three elementary schools, one middle school, one high school, and one continuation high school from August to June, for the instruction of approximately 3,533 students.



**PALO VERDE**

**Unified School District**

*"Improving Learning...Together"*

# Who Are We

**Palo Verde Unified School District** is a unified school district which includes; 3 Elementary Schools (K-6), 1 Intermediate Schools (7-8), 1 High School (9-12), 1 Continuation High School, 1 Community Day School, Head Start, and centralized administration.

## Elementary Schools (Grades K-6)

**Felix J. Appleby Elementary**

**Margaret White Elementary**

**Ruth Brown Elementary**

## Middle/Intermediate School (Grades 7-8)

**Blythe Middle School**

## High Schools (Grades 9-12)

**Palo Verde Valley High**

**Twin Palms High**



**PALO VERDE**

**Unified School District**

*"Improving Learning...Together"*

# Who Are We

**The Board of Trustees** of the District consists of five elected members. Members are elected at-large every four years to serve four-year terms. Members of the Board elect a president each year.

## Palo Verde Unified School District Board of Trustees

2011-12


**Dr. Norman C. Guith**  
**President**  
Term Expires 11-20-13

**Mr. Robert (Bob) Jensen**  
**Clerk**  
Term Expires 11-20-15

**Mr. John Ulmer**  
**Member**  
Term Expires 11-20-13

**Mr. Sonny Hernandez**  
**Member**  
Term Expires 11-20-15

**Mrs. Alice Dean**  
**Member**  
Term Expires 11-20-15





**PALO VERDE**

**Unified School District**

*"Improving Learning...Together"*

# Who Are We

**The Superintendent and Cabinet** of the District consists of the Superintendent and five members of Cabinet. The Superintendent is hired by the Board of Trustees and the Cabinet members are hired by the Superintendent.

## Palo Verde Unified School District Superintendent and Cabinet Members

2011-12

**Bob Bilek**  
Acting  
Superintendent



**Bob Bilek**  
Director  
Human Resources



**Val Braden**  
Director  
Business Services



**Malcolm Butler**  
Director  
Curriculum &  
Instruction



**Marty Braden**  
Director  
Facilities and  
Operations



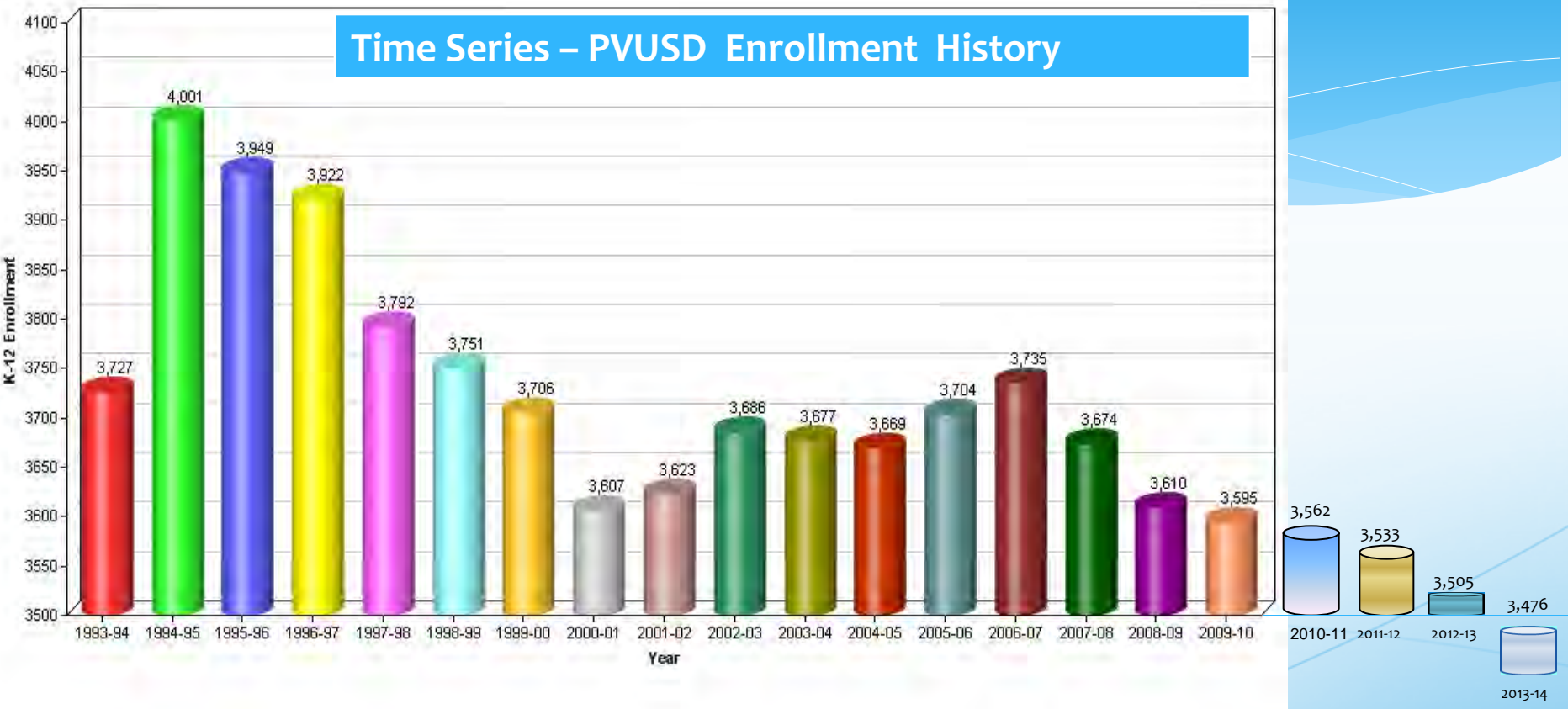
**Sandra Butler-Roberts**  
Director  
Special Services

No Picture  
Available

# Enrollment History (20years)



Time Series – PVUSD Enrollment History





**PALO VERDE**

**Unified School District**

*"Improving Learning...Together"*

# Who Are Our Students

The makeup of our student body reflects the rich cultural diversity of the Blythe area.

Race/Ethnicity	Student Count
Hispanic or Latino	2,198
Black or African American	288
White	904
Filipino	21
Undetermined	70
Asian	23
American Indian or Alaska Native	25
Pacific Islander	4
Total Students Enrolled	3,533





PALO VERDE

Unified School District

*"Improving Learning...Together"*

# Basics of California School Finance

**Our budget** covers the essential costs of educating over 3,533 students. The total Palo Verde Unified School District Budget is actually a combination of several budgets.

- The General Fund is the biggest pot of money, at over \$27 million. This is what people usually think of as “The Budget”.
- When the other pieces are added to the General Fund, such as Nutritional Services or Capital/Facilities, the entire budget is over \$28.6 million for 2011-12.

Now, we will look at where the money comes from and how we spend it.





# Our Focus on Students

## Enrollment versus Average Daily Attendance (ADA)

- California schools receive funds not on total enrollment, but average daily attendance or ADA

When students are absent for any reason, schools lose money. Schools must prepare for student **enrollment** with teachers, rooms, desks, chairs and support staff, but only receive funds for days students **attend**.



ADA Formula		
# of Days Student Attended School	=	ADA
# of School Days (181)		

For one school day →



= \$36



= \$0



**PALO VERDE**

**Unified School District**

*"Improving Learning...Together"*

# How California Pays for Its Public Schools

When it comes to money, Palo Verde USD shares a school finance system with every other California School District.

## *The money comes from*

- *income & sales taxes* paid to state and federal governments
- local property taxes collected
- miscellaneous local income, fees, interest, donations
- California State Lottery

We decide how to spend some of our income, but much of it can only be used for certain things





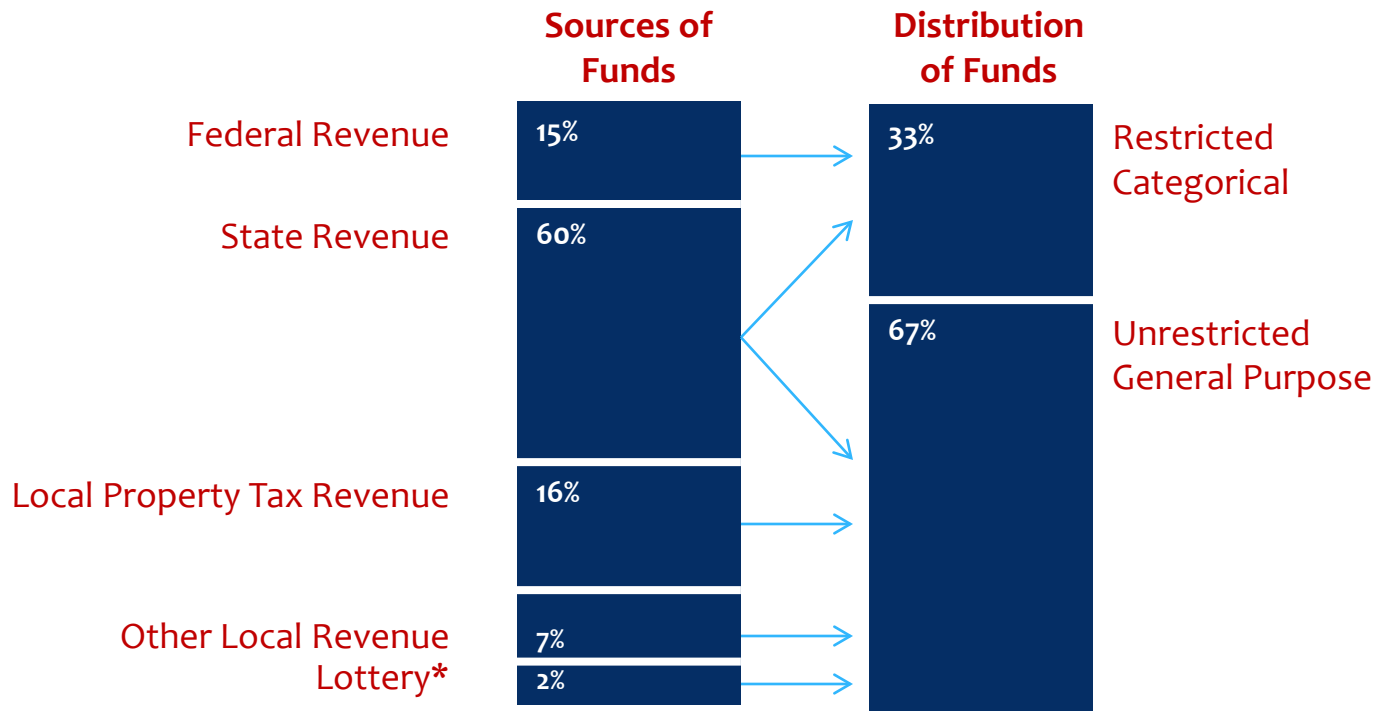
**PALO VERDE**

**Unified School District**

*"Improving Learning...Together"*

# How We Get Our Money

## California School Funding in More Detail



\*Note: When the lottery passed, many in California were under the impression it provided a majority of school funding. Lottery revenue is the smallest portion. For Palo Verde USD lottery funding is about 2% of the total revenue received.




PALO VERDE

Unified School District

*"Improving Learning...Together"*

# How We Get Our Money

## How State Money is Provided to Districts Revenue Limit



Revenue Limit Districts are dependent on the average daily attendance (ADA) of students.

Each new student brings more funding to a district.

Declining enrollment districts lose funding.

If property taxes increase, state aid decreases so the total does not exceed the "Revenue Limit"





PALO VERDE

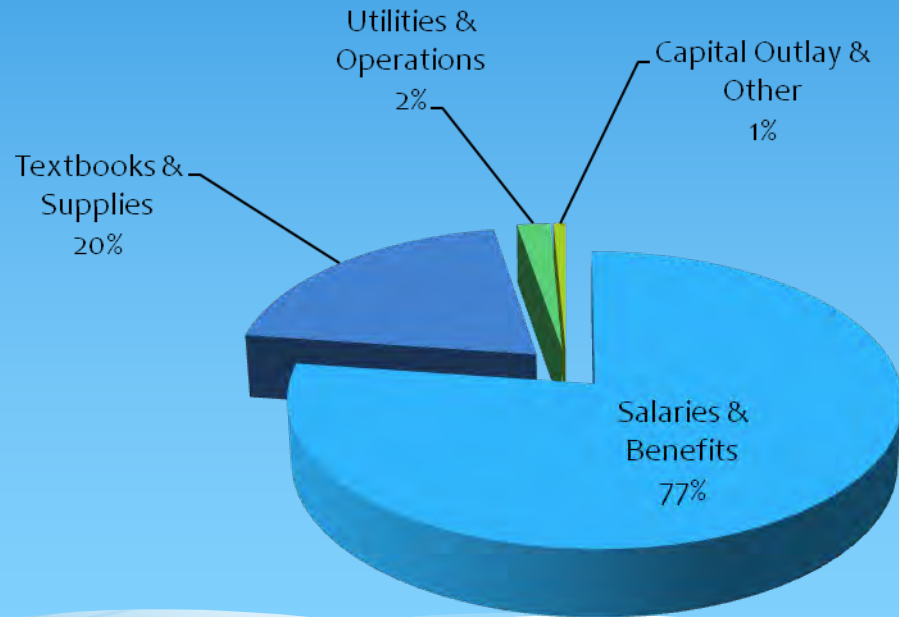
Unified School District

*"Improving Learning...Together"*

# How We Spend Our Money

## How the District Spends the Money

### Expenditures



The Key to our school district is the people who work here. Palo Verde USD values its employees.

Typically between 75% and 78% of every General Fund dollar is used for salary and benefits.

We cannot control our income – but we do the best with what we have





PALO VERDE

Unified School District

*"Improving Learning...Together"*

# How We Spend Our Money

## Where is the Money?

### General Fund

#### Unrestricted

Teachers, supplies, support staff, maintenance, utilities, insurance & 3% reserve



\* The state requires that districts maintain a reserve in the unrestricted fund equal to 3% of both unrestricted and restricted expenditure budgets.



#### Restricted

For particular programs or categories of students



These are programs designed to provide extra funding for specific efforts, including those that target different categories of students.



**PALO VERDE**

**Unified School District**

*"Improving Learning...Together"*

# Revenue and Expenditures

Revenue	Unrestricted	Restricted	Combined
Revenue Limit <i>(taxes &amp; state aid) (SpEd &amp; CDS)</i>	16,046,785	439,894	16,486,679
Federal Revenue <i>(Categoricals)</i>	30,000	4,072,880	4,102,880
State Revenue <i>(State Tier III/Categoricals &amp; Lottery)</i>	2,420,575	2,395,279	4,815,854
Local Revenue <i>(Fees,Interest,Leases,Rentals,Donations)(WINGS, Kaiser, etc)</i>	150,550	1,871,989	2,022,489
<b>Total Revenue</b>	<b>\$18,647,860</b>	<b>\$8,780,042</b>	<b>\$24,427,902</b>
Expenditures	Unrestricted	Restricted	Combined
Salaries/Benefits <i>(Certificated &amp; Classified)</i>	15,928,570	7,332,968	23,261,539
Books/Supplies <i>(Text books, Office Supplies, Technology, etc)</i>	795,365	1,993,274	2,788,640
Services/Operations <i>(Utilities, Outside Contracts, etc)</i>	2,144,916	1,103,435	3,248,352
Capital Outlay <i>(Capital Projects)</i>	195,750	23,674	219,424
Other <i>(In-Dir,SELPA,Charter)</i>	-344,886	940,561	595,675
<b>Total Expenditures</b>	<b>\$18,719,717</b>	<b>\$11,393,915</b>	<b>\$30,113,632</b>
Transfers /Contributions <i>(Contributions from Unrestricted to Restricted)</i>	-2,426,677	2,426,677	0.00
Beginning Fund Balance <i>(Brought forward from Prior Year)</i>	5,481,802	1,535,295	7,017,097
Ending Fund Balance <i>(The difference between Revenues vs Expenditures)</i>	2,983,267	1,348,099	4,331,367
Components of Ending Fund Balance <i>(Items that use a portion of the EFB)</i>			
Revolving Cash, Stores, 3% Reserve <i>(Portion of EFB Earmarked)</i>	\$1,869,468	\$1,348,099	\$3,217,567
Undistributed	\$903,409	\$0.00	\$903,409



**PALO VERDE**

**Unified School District**

*"Improving Learning...Together"*

# Behind the Scenes

## Other District Funds

Cafeteria



National school lunch program

Dollars cannot be used for any other purpose

Head Start  
Special Education  
JROTC



other school programs



Deferred  
Maintenance



State required facilities maintenance program

Capital  
Facilities



Developer Fees and Redevelopment Funds. For Capital Facilities only.



# Governor's 2011-12 Triggers

## 2012-13 Proposed State Budget

### ❖ December 15<sup>th</sup> Triggers

- \$13/ADA Cut = \$42,718
- Transportation Cut = \$356,176
- Total Mid-Year Cut = \$398,894

### ❖ 2012-13 State Budget Proposal

- November Tax Initiative (2% & ½ cent)
- If Initiative fails - \$370/ADA Cut (3 weeks of Ed)
- Categorical Program Flexibility
- Weighted Student Formulas
- Zero Cost-of-Living
- Zero Funding for Transportation (HTS & SPED)
- Zero Funding for Transitional Kindergarten (Age requirement law)

# Other PVUSD Concerns

- \* Jobs Bill Money Gone (\$625,000)
- \* Transportation Money Gone (\$1.2 m)
- \* Declining Enrollment (\$300,000)
- \* \$370/ADA (\$1.2 m)
- \* Reinstate of Furlough Days (\$248,000)
- \* Reinstate 3% to Salary Schedule (\$71,000)
- \* Step & Column (\$174,000)
- \* Library Tech's to Gen Fund (\$150,000)
  
- \* \$4 million



**PALO VERDE**

**Unified School District**

*"Improving Learning...Together"*

# How To Find Out More

- For more detailed information and tools for understanding and explaining California School Finance, go to: [www.edsource.org/iss\\_fin\\_tools.html](http://www.edsource.org/iss_fin_tools.html)
- For detailed financial data on districts, counties, and the state, go to the Ed-Data Partnership website: [www.ed-data.k12.ca.us](http://www.ed-data.k12.ca.us)
- For information and publications about California's education issues, go to EdSource's website: [www.edsource.org](http://www.edsource.org)
- Also visit the Palo Verde Unified School District website: [www.pvUSD.us](http://www.pvUSD.us)
- Val Braden, Director Business Services, Palo Verde Unified School District at: [vbraden@pvUSD.us](mailto:vbraden@pvUSD.us) 760--922-4164 #1230